



### Features

- ✓ CRI>83
- ✓ IP65 Waterproof
- ✓ No Flicker UGR<19
- ✓ Soft Light
- ✓ Wide Usage

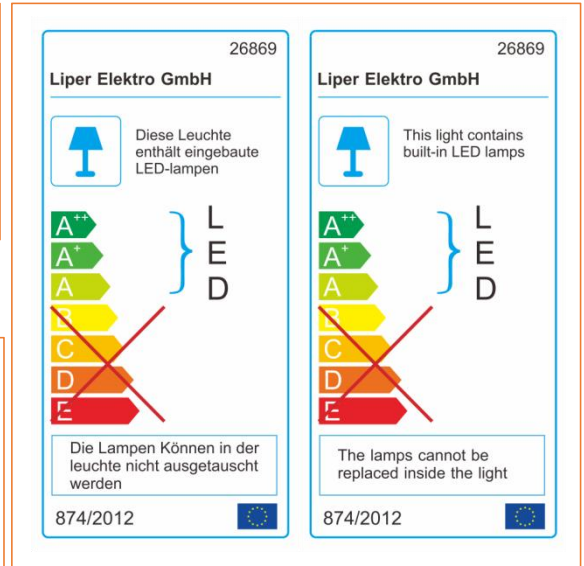
### Benefits

- ✓ High Energy Saving
- ✓ High Efficiency
- ✓ Eye Protection
- ✓ Long Life Time
- ✓ Private Mold


### Application



### Certificate



### Round



### Oval



### Square



### Specifications

Item Number	Power (W)	Power Factor	Lumen (lm)	Efficiency (lm/W)	Input Current	CRI	Color Temperature	Life Time (hrs)
LP-DL20MT02-T	20W	>0.5	2000 lm	100 lm/W	180mA	>83	CW/NW/WW	50000
LP-DL20MT02-Y	20W	>0.5	2000 lm	100 lm/W	180mA	>83	CW/NW/WW	50000
LP-DL30MT02-Y	30W	>0.5	3000 lm	100 lm/W	270mA	>83	CW/NW/WW	50000
LP-DL30MT02-F	30W	>0.5	3000 lm	100 lm/W	270mA	>83	CW/NW/WW	50000
LP-DL40MT02-F	40W	>0.5	4000 lm	100 lm/W	320mA	>83	CW/NW/WW	50000



**Technical specifications**

On/Off Cycles	>100,000
Color Tolerance Adjustment (SDCM)	<6
IP	65
Class	II
LED Driver	DOB
LED Beads	2835 3V/150MA 0.5W
Housing Color	White/Black
Pressure Resistant	3000V
Wire Diameter and Material	0.75 mm <sup>2</sup> Copper Wire

**Electrical Supply**

Power Range	20W	30W	30W	40W
Frequency (Hz)	50/60	50/60	50/60	50/60
Voltage (V)	100-240	100-240	100-240	100-240
AC/DC	AC	AC	AC	AC
Input Current	180mA	270mA	270mA	320mA
Output Voltage	DC72V	DC72V	DC108V	DC72V
Output Current	235mA	350mA	250mA	500mA

**Initial Performance (IEC Compliant)**

Luminous Flux Tolerance	+/-10%
Power Consumption Tolerance	+/-10%

**Lights Material**

Housing Material	Plastic
Optical Material	Plastic

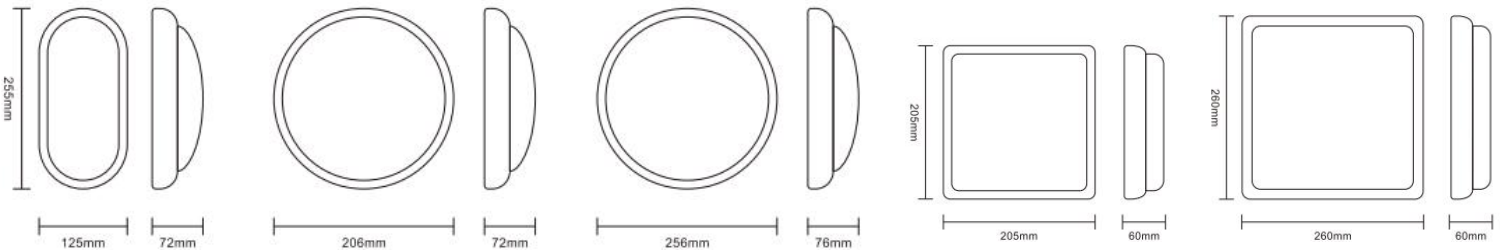
**Temperature**

Operating Temperature	-20°C ~ 50 °C
Testing Temperature	-20°C ~ 95 °C

### Packing Data

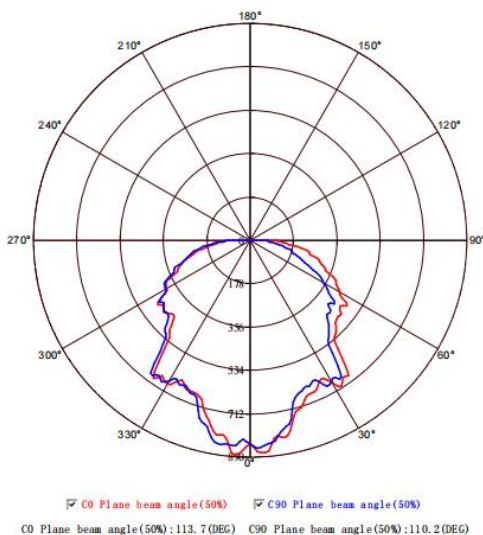
Item No	PCS/CTN	Gross Weight KG	Net Weight KG	Length CM	Width CM	Height CM
LP-DL20MT02-T	16	8.0	6.5	54.0	33.0	28.0
LP-DL20MT02-Y	8	5.1	3.7	43.5	31.5	22.5
LP-DL30MT02-Y	8	6.5	5.0	54.0	33.0	28.0
LP-DL30MT02-F	8	3.8	2.2	43.5	31.5	22.5
LP-DL40MT02-F	8	4.8	3.2	54.0	33.0	28.0

### Dimensional Drawing



Item No	Power	Length (mm)	Width (mm)	Height (mm)
LP-DL20MT02-T	20W	255	125	72
LP-DL20MT02-Y	20W	206	206	72
LP-DL30MT02-Y	30W	256	256	72
LP-DL30MT02-F	30W	205	205	60
LP-DL40MT02-F	40W	260	260	60

### Planar Intensity Distribution Curve



### Average Illumination

